

# Summary Results Report - Group Detail

2020 General Election

November 3, 2020

REVISED RESULTS

Clermont County, Ohio

## Statistics

	TOTAL	Election Day	Absentee Mail	Absentee In-Person	Provisional
Election Day Precincts Reporting	166 of 166	166	0	0	0
Registered Voters - Total	145,129				
Ballots Cast - Total	111,329	53,837	38,665	16,778	2,049
Voter Turnout - Total	76.71%				

Summary Results Report - Group Detail  
 2020 General Election  
 November 3, 2020

REVISED RESULTS  
 Clermont County, Ohio

**For President and Vice President**

Vote For 1

	TOTAL	VOTE %	Election Day	Absentee Mail	Absentee In-Person	Provisional
Dem Joseph R. Biden	34,093	30.80%	9,750	18,293	5,510	540
Howie Hawkins	272	0.25%	131	117	18	6
Lib Jo Jorgensen	1,514	1.37%	853	522	100	39
Rep Donald J. Trump	74,563	67.35%	42,711	19,325	11,080	1,447
Write-In Totals	264	0.24%	126	115	17	6
Write-In: Undeclared	230	0.21%	114	95	15	6
Write-In: Carroll/Patel	23	0.02%	7	14	2	0
Write-In: Hoefling/Prior	6	0.01%	0	6	0	0
Write-In: Simmons/Roze	5	0.00%	5	0	0	0
Not Assigned	0	0.00%	0	0	0	0
Overvotes	260		139	74	37	10
Undervotes	363		127	219	16	1

**For Representative to Congress (2nd District)**

Vote For 1

	TOTAL	VOTE %	Election Day	Absentee Mail	Absentee In-Person	Provisional
Dem Jaime M. Castle	29,367	27.09%	8,502	15,340	5,051	474
Rep Brad Wenstrup	78,982	72.85%	43,964	22,150	11,406	1,462
Write-In Totals	62	0.06%	29	17	14	2
Write-In: Undeclared	54	0.05%	24	15	13	2
Write-In: James Condit Jr.	8	0.01%	5	2	1	0
Not Assigned	0	0.00%	0	0	0	0
Overvotes	41		18	13	8	2
Undervotes	2,877		1,324	1,145	299	109

**For State Senator (14th District)**

Vote For 1

	TOTAL	VOTE %	Election Day	Absentee Mail	Absentee In-Person	Provisional
Rep Terry A. Johnson	75,047	70.71%	42,167	20,483	11,013	1,384
Dem Ryan Ottney	31,089	29.29%	9,329	16,064	5,194	502
Overvotes	29		14	10	4	1
Undervotes	5,163		2,326	2,108	567	162

**For State Representative (65th District)**

Vote For 1

	TOTAL	VOTE %	Election Day	Absentee Mail	Absentee In-Person	Provisional
Dem Alan Darnowsky	23,022	33.72%	6,875	12,089	3,724	334
Rep Jean Schmidt	44,432	65.07%	24,526	12,486	6,632	788
Write-In Totals	828	1.21%	344	305	170	9
Write-In: Jim Lewis	507	0.74%	191	224	91	1
Write-In: Undeclared	321	0.47%	153	81	79	8
Not Assigned	0	0.00%	0	0	0	0
Overvotes	32		15	13	3	1
Undervotes	2,909		1,399	1,075	354	81

Summary Results Report - Group Detail  
 2020 General Election  
 November 3, 2020

REVISED RESULTS  
 Clermont County, Ohio

**For State Representative (66th District)**

Vote For 1

	TOTAL	VOTE %	Election Day	Absentee Mail	Absentee In-Person	Provisional
Rep Adam C. Bird	30,973	93.26%	17,372	8,586	4,347	668
Write-In Totals	2,238	6.74%	607	1,026	579	26
Write-In: Alicia Gee	1,713	5.16%	310	897	493	13
Write-In: Undeclared	525	1.58%	297	129	86	13
Not Assigned	0	0.00%	0	0	0	0
Overvotes	11		3	5	3	0
Undervotes	6,885		2,695	3,079	969	142

**For County Commissioner (1-2)**

Vote For 1

	TOTAL	VOTE %	Election Day	Absentee Mail	Absentee In-Person	Provisional
Rep Bonnie Batchler	75,565	71.30%	42,150	20,881	11,135	1,399
Dem Jeff Richards	30,421	28.70%	9,163	15,697	5,078	483
Overvotes	18		9	4	3	2
Undervotes	5,324		2,514	2,083	562	165

**For County Commissioner (1-3)**

Vote For 1

	TOTAL	VOTE %	Election Day	Absentee Mail	Absentee In-Person	Provisional
Rep David L. Painter	83,908	100.00%	44,287	25,738	12,323	1,560
Overvotes	0		0	0	0	0
Undervotes	27,420		9,549	12,927	4,455	489

**For Prosecuting Attorney**

Vote For 1

	TOTAL	VOTE %	Election Day	Absentee Mail	Absentee In-Person	Provisional
Rep Mark J. Tekulve	85,101	100.00%	44,825	26,259	12,445	1,572
Overvotes	0		0	0	0	0
Undervotes	26,227		9,011	12,406	4,333	477

**For Clerk of the Court of Common Pleas**

Vote For 1

	TOTAL	VOTE %	Election Day	Absentee Mail	Absentee In-Person	Provisional
Dem Acacia Uible	28,406	26.99%	8,327	14,717	4,922	440
Rep Barbara Wiedenbein	76,830	73.01%	42,598	21,635	11,176	1,421
Overvotes	22		12	3	6	1
Undervotes	6,070		2,899	2,310	674	187

**For Sheriff**

Vote For 1

	TOTAL	VOTE %	Election Day	Absentee Mail	Absentee In-Person	Provisional
Rep Robert S. Leahy	86,970	100.00%	45,890	26,728	12,725	1,627
Overvotes	0		0	0	0	0
Undervotes	24,358		7,946	11,937	4,053	422

Summary Results Report - Group Detail  
 2020 General Election  
 November 3, 2020

REVISED RESULTS  
 Clermont County, Ohio

**For County Recorder**

Vote For 1

	TOTAL	VOTE %	Election Day	Absentee Mail	Absentee In-Person	Provisional
Rep Deborah Clepper	85,063	100.00%	44,667	26,367	12,467	1,562
Overvotes	0		0	0	0	0
Undervotes	26,265		9,169	12,298	4,311	487

**For County Treasurer**

Vote For 1

	TOTAL	VOTE %	Election Day	Absentee Mail	Absentee In-Person	Provisional
Rep Jeannie M. Zurmehly	85,706	100.00%	45,132	26,471	12,504	1,599
Overvotes	0		0	0	0	0
Undervotes	25,622		8,704	12,194	4,274	450

**For County Engineer**

Vote For 1

	TOTAL	VOTE %	Election Day	Absentee Mail	Absentee In-Person	Provisional
Rep Jeremy Evans	85,202	100.00%	44,857	26,310	12,447	1,588
Overvotes	0		0	0	0	0
Undervotes	26,126		8,979	12,355	4,331	461

**For Coroner**

Vote For 1

	TOTAL	VOTE %	Election Day	Absentee Mail	Absentee In-Person	Provisional
Rep Brian Treon	85,427	100.00%	45,001	26,394	12,449	1,583
Overvotes	0		0	0	0	0
Undervotes	26,002		8,835	12,372	4,329	466

**For Member of the State Board of Education (10th District) (10th District)**

Vote For 1

	TOTAL	VOTE %	Election Day	Absentee Mail	Absentee In-Person	Provisional
Mary E. Binegar	38,946	43.93%	15,976	16,947	5,370	653
Brendan P. Shea	49,708	56.07%	26,483	14,146	8,217	862
Overvotes	47		25	12	9	1
Undervotes	22,990		11,352	7,923	3,182	533

**For Justice of the Supreme Court (1-1)**

Vote For 1



	TOTAL	VOTE %	Election Day	Absentee Mail	Absentee In-Person	Provisional
Sharon L. Kennedy	60,347	63.81%	30,481	19,276	9,591	999
John P. O'Donnell	34,222	36.19%	14,432	14,155	5,040	595
Overvotes	39		22	13	4	0
Undervotes	17,083		8,901	5,584	2,143	455

Summary Results Report - Group Detail  
 2020 General Election  
 November 3, 2020

REVISED RESULTS  
 Clermont County, Ohio


**For Justice of the Supreme Court (1-2)**

Vote For 1

	TOTAL	VOTE %	Election Day	Absentee Mail	Absentee In-Person	Provisional
Jennifer Brunner	40,510	43.32% 	17,106	16,693	5,973	738
Judi French	53,008	56.68% 	27,326	16,384	8,461	837
Overvotes	35		21	8	4	2
Undervotes	18,138		9,383	5,943	2,340	472


**For Judge of the Court of Appeals (12th District) 1-1**

Vote For 1

	TOTAL	VOTE %	Election Day	Absentee Mail	Absentee In-Person	Provisional
Matthew Byrne	76,575	100.00% 	39,263	24,704	11,240	1,368
Overvotes	0		0	0	0	0
Undervotes	35,116		14,573	14,324	5,538	681


**For Judge of the Court of Appeals (12th District) 2-9**

Vote For 1

	TOTAL	VOTE %	Election Day	Absentee Mail	Absentee In-Person	Provisional
Robert A. Hendrickson	76,567	100.00% 	39,305	24,677	11,235	1,350
Overvotes	0		0	0	0	0
Undervotes	35,124		14,531	14,351	5,543	699



**For Judge of the Court of Common Pleas (Probate/Juvenile Division)**

Vote For 1

	TOTAL	VOTE %	Election Day	Absentee Mail	Absentee In-Person	Provisional
James A. Shriver	80,432	100.00% 	41,235	26,044	11,700	1,453
Overvotes	0		0	0	0	0
Undervotes	31,259		12,601	12,984	5,078	596



**Local Option - Felicity Ugly Goat - Felicity Village**

Vote For 1

	TOTAL	VOTE %	Election Day	Absentee Mail	Absentee In-Person	Provisional
Yes	137	68.50% 	107	22	4	4
No	63	31.50% 	40	13	5	5
Overvotes	0		0	0	0	0
Undervotes	7		5	1	0	1

**Local Option The Governor - Milford City B**

Vote For 1

	TOTAL	VOTE %	Election Day	Absentee Mail	Absentee In-Person	Provisional
Yes	606	83.70% 	278	233	88	7
No	118	16.30% 	55	47	15	1
Overvotes	1		0	1	0	0
Undervotes	19		7	8	3	1

Summary Results Report - Group Detail  
 2020 General Election  
 November 3, 2020

REVISED RESULTS  
 Clermont County, Ohio

**Williamsburg Electric Aggregation**

Vote For 1

	TOTAL	VOTE %	Election Day	Absentee Mail	Absentee In-Person	Provisional
Yes	541	52.52%	312	168	54	7
No	489	47.48%	291	133	60	5
Overvotes	0		0	0	0	0
Undervotes	71		40	16	10	5

**Williamsburg Gas Aggregation**

Vote For 1

	TOTAL	VOTE %	Election Day	Absentee Mail	Absentee In-Person	Provisional
Yes	542	52.67%	318	163	54	7
No	487	47.33%	286	136	60	5
Overvotes	0		0	0	0	0
Undervotes	72		39	18	10	5

**Goshen Township Police**

Vote For 1

	TOTAL	VOTE %	Election Day	Absentee Mail	Absentee In-Person	Provisional
For the Tax Levy	4,082	54.19%	2,496	1,045	463	78
Against the Tax Levy	3,451	45.81%	1,634	1,216	549	52
Overvotes	1		0	1	0	0
Undervotes	246		122	75	40	9

**Union Township Fire**

Vote For 1

	TOTAL	VOTE %	Election Day	Absentee Mail	Absentee In-Person	Provisional
For the Tax Levy	16,168	64.27%	7,197	5,947	2,688	336
Against the Tax Levy	8,989	35.73%	3,875	3,357	1,606	151
Overvotes	10		3	4	2	1
Undervotes	1,129		478	391	217	43

**Union Township Police**

Vote For 1

	TOTAL	VOTE %	Election Day	Absentee Mail	Absentee In-Person	Provisional
For the Tax Levy	13,964	55.74%	6,406	4,964	2,300	294
Against the Tax Levy	11,086	44.26%	4,607	4,326	1,960	193
Overvotes	4		2	1	1	0
Undervotes	1,242		538	408	252	44

**Washington Township Fire**

Vote For 1

	TOTAL	VOTE %	Election Day	Absentee Mail	Absentee In-Person	Provisional
For the Tax Levy	649	61.17%	402	174	58	15
Against the Tax Levy	412	38.83%	264	109	32	7
Overvotes	0		0	0	0	0
Undervotes	47		32	10	3	2

Summary Results Report - Group Detail  
 2020 General Election  
 November 3, 2020

REVISED RESULTS  
 Clermont County, Ohio

**Little Miami Local School**

Vote For 1

	TOTAL	VOTE %		Election Day	Absentee Mail	Absentee In-Person	Provisional
For the Tax Levy	10	35.71%		7	3	0	0
Against the Tax Levy	18	64.29%		7	9	2	0
Overvotes	0			0	0	0	0
Undervotes	0			0	0	0	0

**Clermont County Children Services**

Vote For 1

	TOTAL	VOTE %		Election Day	Absentee Mail	Absentee In-Person	Provisional
For the Tax Levy	75,256	70.15%		33,991	28,813	11,171	1,281
Against the Tax Levy	32,017	29.85%		17,519	8,962	4,940	596
Overvotes	37			16	13	6	2
Undervotes	4,381			2,310	1,240	661	170

**Clermont County Mental Health**

Vote For 1

	TOTAL	VOTE %		Election Day	Absentee Mail	Absentee In-Person	Provisional
For the Tax Levy	70,325	65.87%		31,363	27,185	10,535	1,242
Against the Tax Levy	36,439	34.13%		19,862	10,490	5,458	629
Overvotes	25			8	10	6	1
Undervotes	4,902			2,603	1,343	779	177

**Clermont County Senior Services**

Vote For 1

	TOTAL	VOTE %		Election Day	Absentee Mail	Absentee In-Person	Provisional
For the Tax Levy	77,864	72.62%		35,137	29,817	11,606	1,304
Against the Tax Levy	29,355	27.38%		16,291	8,021	4,472	571
Overvotes	11			6	3	2	0
Undervotes	4,461			2,402	1,187	698	174