

# Summary Results Report - Group Detail

2020 General Election

November 3, 2020

OFFICIAL RESULTS

Clermont County, Ohio

## Statistics

	TOTAL	Election Day	Absentee Mail	Absentee In-Person	Provisional
Election Day Precincts Reporting	166 of 166	166	0	0	0
Registered Voters - Total	145,129				
Ballots Cast - Total	111,333	53,839	38,678	16,767	2,049
Voter Turnout - Total	76.71%				

Summary Results Report - Group Detail  
 2020 General Election  
 November 3, 2020

OFFICIAL RESULTS  
 Clermont County, Ohio

**For President and Vice President**

Vote For 1

	TOTAL	VOTE %	Election Day	Absentee Mail	Absentee In-Person	Provisional
Dem Joseph R. Biden	34,092	30.79%	9,751	18,298	5,503	540
Howie Hawkins	271	0.24%	131	116	18	6
Lib Jo Jorgensen	1,513	1.37%	853	522	99	39
Rep Donald J. Trump	74,570	67.36%	42,712	19,334	11,077	1,447
Write-In Totals	264	0.24%	126	115	17	6
Write-In: Undeclared	230	0.21%	114	95	15	6
Write-In: Carroll/Patel	23	0.02%	7	14	2	0
Write-In: Hoefling/Prior	6	0.01%	0	6	0	0
Write-In: Simmons/Roze	5	0.00%	5	0	0	0
Not Assigned	0	0.00%	0	0	0	0
Overvotes	260		139	74	37	10
Undervotes	363		127	219	16	1

**For Representative to Congress (2nd District)**

Vote For 1

	TOTAL	VOTE %	Election Day	Absentee Mail	Absentee In-Person	Provisional
Dem Jaime M. Castle	29,366	27.09%	8,502	15,345	5,045	474
Rep Brad Wenstrup	78,985	72.86%	43,965	22,157	11,401	1,462
Write-In Totals	62	0.06%	29	17	14	2
Write-In: Undeclared	54	0.05%	24	15	13	2
Write-In: James Condit Jr.	8	0.01%	5	2	1	0
Not Assigned	0	0.00%	0	0	0	0
Overvotes	41		18	13	8	2
Undervotes	2,879		1,325	1,146	299	109

**For State Senator (14th District)**

Vote For 1

	TOTAL	VOTE %	Election Day	Absentee Mail	Absentee In-Person	Provisional
Rep Terry A. Johnson	75,051	70.71%	42,168	20,491	11,008	1,384
Dem Ryan Ottney	31,089	29.29%	9,329	16,069	5,189	502
Overvotes	29		14	10	4	1
Undervotes	5,163		2,327	2,108	566	162

**For State Representative (65th District)**

Vote For 1

	TOTAL	VOTE %	Election Day	Absentee Mail	Absentee In-Person	Provisional
Dem Alan Darnowsky	23,019	33.71%	6,875	12,093	3,717	334
Rep Jean Schmidt	44,435	65.08%	24,527	12,489	6,631	788
Write-In Totals	827	1.21%	344	305	169	9
Write-In: Jim Lewis	506	0.74%	191	224	90	1
Write-In: Undeclared	321	0.47%	153	81	79	8
Not Assigned	0	0.00%	0	0	0	0
Overvotes	32		15	13	3	1
Undervotes	2,909		1,400	1,073	355	81

Summary Results Report - Group Detail  
 2020 General Election  
 November 3, 2020

OFFICIAL RESULTS  
 Clermont County, Ohio

**For State Representative (66th District)**

Vote For 1

	TOTAL	VOTE %	Election Day	Absentee Mail	Absentee In-Person	Provisional
Rep Adam C. Bird	30,976	93.26%	17,372	8,596	4,340	668
Write-In Totals	2,238	6.74%	607	1,026	579	26
Write-In: Alicia Gee	1,713	5.16%	310	897	493	13
Write-In: Undeclared	525	1.58%	297	129	86	13
Not Assigned	0	0.00%	0	0	0	0
Overvotes	11		3	5	3	0
Undervotes	6,885		2,695	3,078	970	142

**For County Commissioner (1-2)**

Vote For 1

	TOTAL	VOTE %	Election Day	Absentee Mail	Absentee In-Person	Provisional
Rep Bonnie Batchler	75,570	71.30%	42,151	20,890	11,130	1,399
Dem Jeff Richards	30,418	28.70%	9,163	15,700	5,072	483
Overvotes	18		9	4	3	2
Undervotes	5,326		2,515	2,084	562	165

**For County Commissioner (1-3)**

Vote For 1

	TOTAL	VOTE %	Election Day	Absentee Mail	Absentee In-Person	Provisional
Rep David L. Painter	83,912	100.00%	44,288	25,751	12,313	1,560
Overvotes	0		0	0	0	0
Undervotes	27,420		9,550	12,927	4,454	489

**For Prosecuting Attorney**

Vote For 1

	TOTAL	VOTE %	Election Day	Absentee Mail	Absentee In-Person	Provisional
Rep Mark J. Tekulve	85,106	100.00%	44,826	26,273	12,435	1,572
Overvotes	0		0	0	0	0
Undervotes	26,226		9,012	12,405	4,332	477

**For Clerk of the Court of Common Pleas**

Vote For 1

	TOTAL	VOTE %	Election Day	Absentee Mail	Absentee In-Person	Provisional
Dem Acacia Uible	28,405	26.99%	8,327	14,723	4,915	440
Rep Barbara Wiedenbein	76,835	73.01%	42,599	21,643	11,172	1,421
Overvotes	22		12	3	6	1
Undervotes	6,070		2,900	2,309	674	187

**For Sheriff**

Vote For 1

	TOTAL	VOTE %	Election Day	Absentee Mail	Absentee In-Person	Provisional
Rep Robert S. Leahy	86,975	100.00%	45,891	26,742	12,715	1,627
Overvotes	0		0	0	0	0
Undervotes	24,357		7,947	11,936	4,052	422

Summary Results Report - Group Detail  
 2020 General Election  
 November 3, 2020

OFFICIAL RESULTS  
 Clermont County, Ohio

**For County Recorder**

Vote For 1

	TOTAL	VOTE %	Election Day	Absentee Mail	Absentee In-Person	Provisional
Rep Deborah Clepper	85,067	100.00%	44,668	26,379	12,458	1,562
Overvotes	0		0	0	0	0
Undervotes	26,265		9,170	12,299	4,309	487

**For County Treasurer**

Vote For 1

	TOTAL	VOTE %	Election Day	Absentee Mail	Absentee In-Person	Provisional
Rep Jeannie M. Zurmehly	85,710	100.00%	45,133	26,484	12,494	1,599
Overvotes	0		0	0	0	0
Undervotes	25,622		8,705	12,194	4,273	450

**For County Engineer**

Vote For 1

	TOTAL	VOTE %	Election Day	Absentee Mail	Absentee In-Person	Provisional
Rep Jeremy Evans	85,206	100.00%	44,858	26,323	12,437	1,588
Overvotes	0		0	0	0	0
Undervotes	26,126		8,980	12,355	4,330	461

**For Coroner**

Vote For 1

	TOTAL	VOTE %	Election Day	Absentee Mail	Absentee In-Person	Provisional
Rep Brian Treon	85,431	100.00%	45,003	26,407	12,438	1,583
Overvotes	0		0	0	0	0
Undervotes	25,901		8,835	12,271	4,329	466

**For Member of the State Board of Education (10th District) (10th District)**

Vote For 1

	TOTAL	VOTE %	Election Day	Absentee Mail	Absentee In-Person	Provisional
Mary E. Binegar	38,804	43.91%	15,977	16,811	5,363	653
Brendan P. Shea	49,569	56.09%	26,483	14,010	8,214	862
Overvotes	47		25	12	9	1
Undervotes	22,912		11,353	7,845	3,181	533

**For Justice of the Supreme Court (1-1)**

Vote For 1



	TOTAL	VOTE %	Election Day	Absentee Mail	Absentee In-Person	Provisional
Sharon L. Kennedy	60,162	63.82%	30,482	19,097	9,584	999
John P. O'Donnell	34,112	36.18%	14,432	14,049	5,036	595
Overvotes	39		22	13	4	0
Undervotes	17,019		8,902	5,519	2,143	455

Summary Results Report - Group Detail  
 2020 General Election  
 November 3, 2020

OFFICIAL RESULTS  
 Clermont County, Ohio


**For Justice of the Supreme Court (1-2)**

Vote For 1

	TOTAL	VOTE %	Election Day	Absentee Mail	Absentee In-Person	Provisional
Jennifer Brunner	40,359	43.29% 	17,107	16,548	5,966	738
Judi French	52,864	56.71% 	27,326	16,244	8,457	837
Overvotes	35		21	8	4	2
Undervotes	18,074		9,384	5,878	2,340	472


**For Judge of the Court of Appeals (12th District) 1-1**

Vote For 1

	TOTAL	VOTE %	Election Day	Absentee Mail	Absentee In-Person	Provisional
Matthew Byrne	76,347	100.00% 	39,264	24,486	11,229	1,368
Overvotes	0		0	0	0	0
Undervotes	34,985		14,574	14,192	5,538	681


**For Judge of the Court of Appeals (12th District) 2-9**

Vote For 1

	TOTAL	VOTE %	Election Day	Absentee Mail	Absentee In-Person	Provisional
Robert A. Hendrickson	76,325	100.00% 	39,306	24,443	11,226	1,350
Overvotes	0		0	0	0	0
Undervotes	35,007		14,532	14,235	5,541	699



**For Judge of the Court of Common Pleas (Probate/Juvenile Division)**

Vote For 1

	TOTAL	VOTE %	Election Day	Absentee Mail	Absentee In-Person	Provisional
James A. Shriver	80,189	100.00% 	41,236	25,808	11,692	1,453
Overvotes	0		0	0	0	0
Undervotes	31,143		12,602	12,870	5,075	596



**Local Option - Felicity Ugly Goat - Felicity Village**

Vote For 1

	TOTAL	VOTE %	Election Day	Absentee Mail	Absentee In-Person	Provisional
Yes	137	68.50% 	107	22	4	4
No	63	31.50% 	40	13	5	5
Overvotes	0		0	0	0	0
Undervotes	7		5	1	0	1

**Local Option The Governor - Milford City B**

Vote For 1

	TOTAL	VOTE %	Election Day	Absentee Mail	Absentee In-Person	Provisional
Yes	606	83.70% 	278	233	88	7
No	118	16.30% 	55	47	15	1
Overvotes	1		0	1	0	0
Undervotes	19		7	8	3	1

Summary Results Report - Group Detail  
 2020 General Election  
 November 3, 2020

**Williamsburg Electric Aggregation**

Vote For 1

	TOTAL	VOTE %	Election Day	Absentee Mail	Absentee In-Person	Provisional
Yes	541	52.52%	312	168	54	7
No	489	47.48%	291	133	60	5
Overvotes	0		0	0	0	0
Undervotes	71		40	16	10	5

**Williamsburg Gas Aggregation**

Vote For 1

	TOTAL	VOTE %	Election Day	Absentee Mail	Absentee In-Person	Provisional
Yes	542	52.67%	318	163	54	7
No	487	47.33%	286	136	60	5
Overvotes	0		0	0	0	0
Undervotes	72		39	18	10	5

**Goshen Township Police**

Vote For 1

	TOTAL	VOTE %	Election Day	Absentee Mail	Absentee In-Person	Provisional
For the Tax Levy	4,085	54.21%	2,498	1,048	461	78
Against the Tax Levy	3,450	45.79%	1,634	1,214	550	52
Overvotes	1		0	1	0	0
Undervotes	246		122	74	41	9

**Union Township Fire**

Vote For 1

	TOTAL	VOTE %	Election Day	Absentee Mail	Absentee In-Person	Provisional
For the Tax Levy	16,167	64.27%	7,197	5,950	2,684	336
Against the Tax Levy	8,989	35.73%	3,875	3,356	1,607	151
Overvotes	10		3	4	2	1
Undervotes	1,129		478	391	217	43

**Union Township Police**

Vote For 1

	TOTAL	VOTE %	Election Day	Absentee Mail	Absentee In-Person	Provisional
For the Tax Levy	13,963	55.74%	6,406	4,966	2,297	294
Against the Tax Levy	11,086	44.26%	4,607	4,326	1,960	193
Overvotes	4		2	1	1	0
Undervotes	1,242		538	408	252	44

**Washington Township Fire**

Vote For 1

	TOTAL	VOTE %	Election Day	Absentee Mail	Absentee In-Person	Provisional
For the Tax Levy	651	61.24%	402	175	59	15
Against the Tax Levy	412	38.76%	264	108	33	7
Overvotes	0		0	0	0	0
Undervotes	47		32	10	3	2

Summary Results Report - Group Detail  
 2020 General Election  
 November 3, 2020

OFFICIAL RESULTS  
 Clermont County, Ohio

**Little Miami Local School**

Vote For 1

	TOTAL	VOTE %		Election Day	Absentee Mail	Absentee In-Person	Provisional
For the Tax Levy	10	35.71%		7	3	0	0
Against the Tax Levy	18	64.29%		7	9	2	0
Overvotes	0			0	0	0	0
Undervotes	0			0	0	0	0

**Clermont County Children Services**

Vote For 1

	TOTAL	VOTE %		Election Day	Absentee Mail	Absentee In-Person	Provisional
For the Tax Levy	74,985	70.13%		33,992	28,552	11,160	1,281
Against the Tax Levy	31,940	29.87%		17,519	8,885	4,940	596
Overvotes	37			16	13	6	2
Undervotes	4,370			2,311	1,228	661	170

**Clermont County Mental Health**

Vote For 1

	TOTAL	VOTE %		Election Day	Absentee Mail	Absentee In-Person	Provisional
For the Tax Levy	70,089	65.86%		31,365	26,959	10,523	1,242
Against the Tax Levy	36,332	34.14%		19,862	10,383	5,458	629
Overvotes	25			8	10	6	1
Undervotes	4,886			2,603	1,326	780	177

**Clermont County Senior Services**

Vote For 1

	TOTAL	VOTE %		Election Day	Absentee Mail	Absentee In-Person	Provisional
For the Tax Levy	77,585	72.60%		35,139	29,549	11,593	1,304
Against the Tax Levy	29,288	27.40%		16,291	7,952	4,474	571
Overvotes	11			6	3	2	0
Undervotes	4,448			2,402	1,174	698	174