

Summary Results Report - Group Detail

2019 General

November 5, 2019

Statistics

	TOTAL	Election Day	Absentee Mail	Absentee In-Person	Provisional
Election Day Precincts Reporting	167 of 167	167	0	0	0
Registered Voters - Total	135,763				
Ballots Cast - Total	33,049	28,367	2,840	1,503	339
Voter Turnout - Total	24.34%				

OFFICIAL RESULTS

Clermont County

Summary Results Report - Group Detail
 2019 General
 November 5, 2019

OFFICIAL RESULTS

Clermont County

For Member of Council-at-Large - Loveland

Vote For 3

	TOTAL	VOTE %	Election Day	Absentee Mail	Absentee In-Person	Provisional
Pat Ahr	254	10.23%	210	28	15	1
Kathy Bailey	675	27.18%	572	78	18	7
Andy Bateman	591	23.80%	505	66	16	4
Kent G. Blair	495	19.94%	419	61	9	6
Cory O'Donnell	222	8.94%	179	26	17	0
Angela L. Settell	246	9.91%	194	37	14	1
Total Votes Cast	2,483	100.00%	2,079	296	89	19
Overvotes	6		0	6	0	0
Undervotes	793		690	76	19	8
Precincts Reporting	2 of 2					

For Member of Council-at-Large - Milford

Vote For 4

	TOTAL	VOTE %	Election Day	Absentee Mail	Absentee In-Person	Provisional
Ted Haskins	673	25.30%	601	53	15	4
Kyle Mitchell	628	23.61%	559	45	20	4
Benjamin E. Redman	602	22.63%	533	50	14	5
Sandra K. Russell	757	28.46%	669	59	21	8
Total Votes Cast	2,660	100.00%	2,362	207	70	21
Overvotes	0		0	0	0	0
Undervotes	2,356		2,110	149	58	39
Precincts Reporting	7 of 7					

For Mayor - Amelia

Vote For 1

	TOTAL	VOTE %	Election Day	Absentee Mail	Absentee In-Person	Provisional
Renee Gerber	878	69.19%	726	20	113	19
Todd Hart	391	30.81%	300	42	41	8
Total Votes Cast	1,269	100.00%	1,026	62	154	27
Overvotes	0		0	0	0	0
Undervotes	83		69	6	7	1
Precincts Reporting	3 of 3					

For Member of Council - Amelia

Vote For 2

	TOTAL	VOTE %	Election Day	Absentee Mail	Absentee In-Person	Provisional
Clayton Fite	302	13.98%	232	31	32	7
Don Gates	742	34.34%	598	24	108	12
Tim Rosser	725	33.55%	586	26	101	12
Regina Rumke	392	18.14%	310	29	43	10
Total Votes Cast	2,161	100.00%	1,726	110	284	41
Overvotes	4		4	0	0	0
Undervotes	539		460	26	38	15
Precincts Reporting	3 of 3					

Summary Results Report - Group Detail
 2019 General
 November 5, 2019

OFFICIAL RESULTS

Clermont County

For Mayor - Batavia

Vote For 1

	TOTAL	VOTE %	Election Day	Absentee Mail	Absentee In-Person	Provisional
John Thebout	182	100.00%	156	10	12	4
Total Votes Cast	182	100.00%	156	10	12	4
Overvotes	0		0	0	0	0
Undervotes	68		54	2	12	0
Precincts Reporting	1 of 1					

For Member of Council - Batavia

Vote For 2

	TOTAL	VOTE %	Election Day	Absentee Mail	Absentee In-Person	Provisional
Diana M. Cole	131	36.80%	112	7	10	2
Jason Garrison	137	38.48%	112	10	12	3
Joseph L. Greener	88	24.72%	72	6	7	3
Total Votes Cast	356	100.00%	296	23	29	8
Overvotes	0		0	0	0	0
Undervotes	144		124	1	19	0
Precincts Reporting	1 of 1					

For Mayor - Bethel

Vote For 1

	TOTAL	VOTE %	Election Day	Absentee Mail	Absentee In-Person	Provisional
Jay Noble	237	100.00%	209	15	6	7
Total Votes Cast	237	100.00%	209	15	6	7
Overvotes	0		0	0	0	0
Undervotes	76		63	9	4	0
Precincts Reporting	2 of 2					

For Member of Council - Bethel

Vote For 2

	TOTAL	VOTE %	Election Day	Absentee Mail	Absentee In-Person	Provisional
Dawn Hollifield	190	47.38%	162	17	5	6
Lucy Shepherd	211	52.62%	182	16	9	4
Total Votes Cast	401	100.00%	344	33	14	10
Overvotes	0		0	0	0	0
Undervotes	225		200	15	6	4
Precincts Reporting	2 of 2					

For Mayor - Chilo

Vote For 1

	TOTAL	VOTE %	Election Day	Absentee Mail	Absentee In-Person	Provisional
Marie Stevenson	12	100.00%	11	1	0	0
Total Votes Cast	12	100.00%	11	1	0	0
Overvotes	0		0	0	0	0
Undervotes	4		4	0	0	0
Precincts Reporting	1 of 1					

Summary Results Report - Group Detail
 2019 General
 November 5, 2019

OFFICIAL RESULTS

Clermont County

For Member of Council - Chilo

Vote For 2

	TOTAL	VOTE %		Election Day	Absentee Mail	Absentee In-Person	Provisional
Ronnia Gittinger	9	31.03%		9	0	0	0
Norma McMath	10	34.48%		9	1	0	0
Billy Stevenson III	10	34.48%		9	1	0	0
Total Votes Cast	29	100.00%		27	2	0	0
Overvotes	0			0	0	0	0
Undervotes	3			3	0	0	0
Precincts Reporting	1 of 1						

For Mayor - Felicity

Vote For 1

	TOTAL	VOTE %		Election Day	Absentee Mail	Absentee In-Person	Provisional
Candidate Withdrew	25	28.74%		21	1	1	2
Randy W. Myers	62	71.26%		50	7	3	2
Total Votes Cast	87	100.00%		71	8	4	4
Overvotes	1			1	0	0	0
Undervotes	5			5	0	0	0
Precincts Reporting	1 of 1						

For Member of Council - Felicity

Vote For 2

	TOTAL	VOTE %		Election Day	Absentee Mail	Absentee In-Person	Provisional
Dave Ausman	51	34.00%		45	3	1	2
Kelly Ausman	46	30.67%		40	1	2	3
Nancy Davis	53	35.33%		41	7	3	2
Total Votes Cast	150	100.00%		126	11	6	7
Overvotes	0			0	0	0	0
Undervotes	36			28	5	2	1
Precincts Reporting	1 of 1						

For Member of Board of Trustees of Public Affairs - Felicity

Vote For 2

	TOTAL	VOTE %		Election Day	Absentee Mail	Absentee In-Person	Provisional
No Valid Petition Filed	0			0	0	0	0
Total Votes Cast	0			0	0	0	0
Overvotes	0			0	0	0	0
Undervotes	186			154	16	8	8
Precincts Reporting	1 of 1						

Summary Results Report - Group Detail
 2019 General
 November 5, 2019

OFFICIAL RESULTS

Clermont County

For Mayor - Moscow

Vote For 1

	TOTAL	VOTE %	Election Day	Absentee Mail	Absentee In-Person	Provisional
Tim Suter	35	100.00%	29	3	2	1
Total Votes Cast	35	100.00%	29	3	2	1
Overvotes	0		0	0	0	0
Undervotes	0		0	0	0	0
Precincts Reporting	1 of 1					

For Member of Council - Moscow

Vote For 2

	TOTAL	VOTE %	Election Day	Absentee Mail	Absentee In-Person	Provisional
Debra Roark	31	51.67%	27	3	0	1
Phil Turner	29	48.33%	23	3	2	1
Total Votes Cast	60	100.00%	50	6	2	2
Overvotes	0		0	0	0	0
Undervotes	10		8	0	2	0
Precincts Reporting	1 of 1					

For Mayor - Neville

Vote For 1

	TOTAL	VOTE %	Election Day	Absentee Mail	Absentee In-Person	Provisional
No Valid Petition Filed	0		0	0	0	0
Total Votes Cast	0		0	0	0	0
Overvotes	0		0	0	0	0
Undervotes	16		8	8	0	0
Precincts Reporting	1 of 1					

For Clerk-Treasurer - Neville

Vote For 1

	TOTAL	VOTE %	Election Day	Absentee Mail	Absentee In-Person	Provisional
No Valid Petition Filed	0		0	0	0	0
Total Votes Cast	0		0	0	0	0
Overvotes	0		0	0	0	0
Undervotes	16		8	8	0	0
Precincts Reporting	1 of 1					

For Member of Council - Neville

Vote For 2

	TOTAL	VOTE %	Election Day	Absentee Mail	Absentee In-Person	Provisional
No Valid Petition Filed	0		0	0	0	0
Total Votes Cast	0		0	0	0	0
Overvotes	0		0	0	0	0
Undervotes	32		16	16	0	0
Precincts Reporting	1 of 1					

Summary Results Report - Group Detail
 2019 General
 November 5, 2019

OFFICIAL RESULTS

Clermont County

For Mayor - New Richmond

Vote For 1

	TOTAL	VOTE %	Election Day	Absentee Mail	Absentee In-Person	Provisional
Ramona Carr	244	44.12%	222	9	12	1
Glenn Ewing	309	55.88%	286	12	7	4
Total Votes Cast	553	100.00%	508	21	19	5
Overvotes	0		0	0	0	0
Undervotes	4		4	0	0	0
Precincts Reporting	2 of 2					

For Member of Council - New Richmond

Vote For 2

	TOTAL	VOTE %	Election Day	Absentee Mail	Absentee In-Person	Provisional
Minta Colvin	216	23.30%	198	11	5	2
Richard Feldkamp	368	39.70%	338	11	17	2
Larry Prues	343	37.00%	317	11	11	4
Total Votes Cast	927	100.00%	853	33	33	8
Overvotes	0		0	0	0	0
Undervotes	187		171	9	5	2
Precincts Reporting	2 of 2					

For Mayor - Newtonville

Vote For 1

	TOTAL	VOTE %	Election Day	Absentee Mail	Absentee In-Person	Provisional
Write-In Totals	18	100.00%	13	1	3	1
Write-In: Undeclared	10	55.56%	7	1	1	1
Write-In: Kevin Pringle	8	44.44%	6	0	2	0
Not Assigned	0	0.00%	0	0	0	0
Total Votes Cast	18	100.00%	13	1	3	1
Overvotes	0		0	0	0	0
Undervotes	88		72	4	8	4
Precincts Reporting	1 of 1					

For Member of Council - Newtonville

Vote For 2

	TOTAL	VOTE %	Election Day	Absentee Mail	Absentee In-Person	Provisional
Write-In Totals	17	100.00%	14	0	2	1
Write-In: Gina Maiorana	10	58.82%	7	0	2	1
Write-In: Undeclared	7	41.18%	7	0	0	0
Not Assigned	0	0.00%	0	0	0	0
Total Votes Cast	17	100.00%	14	0	2	1
Overvotes	0		0	0	0	0
Undervotes	195		156	10	20	9
Precincts Reporting	1 of 1					



Summary Results Report - Group Detail
 2019 General
 November 5, 2019

OFFICIAL RESULTS

Clermont County



For Mayor - Owensville

Vote For 1

	TOTAL	VOTE %		Election Day	Absentee Mail	Absentee In-Person	Provisional
Rick McEvoy	72	100.00%		62	8	0	2
Total Votes Cast	72	100.00%		62	8	0	2
Overvotes	0			0	0	0	0
Undervotes	12			9	3	0	0
Precincts Reporting	1 of 1						




For Member of Council - Owensville

Vote For 2

	TOTAL	VOTE %		Election Day	Absentee Mail	Absentee In-Person	Provisional
Joseph Bailey	73	100.00%		62	9	0	2
Total Votes Cast	73	100.00%		62	9	0	2
Overvotes	0			0	0	0	0
Undervotes	95			80	13	0	2
Precincts Reporting	1 of 1						



For Mayor - Williamsburg

Vote For 1

	TOTAL	VOTE %		Election Day	Absentee Mail	Absentee In-Person	Provisional
Ryshel Bowling	185	48.68%		167	8	10	0
Mary Ann Lefker	195	51.32%		170	10	14	1
Total Votes Cast	380	100.00%		337	18	24	1
Overvotes	0			0	0	0	0
Undervotes	5			3	2	0	0
Precincts Reporting	2 of 2						

For Clerk-Treasurer - Williamsburg

Vote For 1

	TOTAL	VOTE %		Election Day	Absentee Mail	Absentee In-Person	Provisional
Michael G. Murray	296	100.00%		262	14	20	0
Total Votes Cast	296	100.00%		262	14	20	0
Overvotes	0			0	0	0	0
Undervotes	89			78	6	4	1
Precincts Reporting	2 of 2						







Summary Results Report - Group Detail
 2019 General
 November 5, 2019

OFFICIAL RESULTS

Clermont County



For Member of Council - Williamsburg

Vote For 2

	TOTAL	VOTE %		Election Day	Absentee Mail	Absentee In-Person	Provisional
Michael J. Brandenburg	95	14.33%		86	4	5	0
James King	123	18.55%		101	7	15	0
Steve Maham	206	31.07%		179	10	16	1
Joseph W. Martin	118	17.80%		108	7	3	0
Anthony Percy	121	18.25%		108	6	6	1
Total Votes Cast	663	100.00%		582	34	45	2
Overvotes	2			2	0	0	0
Undervotes	105			96	6	3	0
Precincts Reporting	2 of 2						



For Township Trustee - Batavia Township

Vote For 1

	TOTAL	VOTE %		Election Day	Absentee Mail	Absentee In-Person	Provisional
Randy Perry	2,274	100.00%		1,841	182	209	42
Total Votes Cast	2,274	100.00%		1,841	182	209	42
Overvotes	0			0	0	0	0
Undervotes	590			465	51	64	10
Precincts Reporting	16 of 16						




For Fiscal Officer - Batavia Township

Vote For 1

	TOTAL	VOTE %		Election Day	Absentee Mail	Absentee In-Person	Provisional
Jennifer Haley	2,269	100.00%		1,826	189	212	42
Total Votes Cast	2,269	100.00%		1,826	189	212	42
Overvotes	0			0	0	0	0
Undervotes	595			480	44	61	10
Precincts Reporting	16 of 16						

For Township Trustee - Franklin Township

Vote For 1

	TOTAL	VOTE %		Election Day	Absentee Mail	Absentee In-Person	Provisional
Robert Griffith	360	54.14%		313	26	17	4
Sabrina Schnarrenberg	305	45.86%		274	19	8	4
Total Votes Cast	665	100.00%		587	45	25	8
Overvotes	0			0	0	0	0
Undervotes	6			6	0	0	0
Precincts Reporting	4 of 4						

Summary Results Report - Group Detail
 2019 General
 November 5, 2019

OFFICIAL RESULTS

Clermont County

For Fiscal Officer - Franklin Township

Vote For 1

	TOTAL	VOTE %	Election Day	Absentee Mail	Absentee In-Person	Provisional
Kathy Jarman	578	100.00%	515	34	21	8
Total Votes Cast	578	100.00%	515	34	21	8
Overvotes	0		0	0	0	0
Undervotes	93		78	11	4	0
Precincts Reporting	4 of 4					

For Township Trustee - Goshen Township

Vote For 1

	TOTAL	VOTE %	Election Day	Absentee Mail	Absentee In-Person	Provisional
Bob Hausermann	2,040	67.89%	1,800	170	44	26
Bill Pitman	965	32.11%	807	116	33	9
Total Votes Cast	3,005	100.00%	2,607	286	77	35
Overvotes	2		2	0	0	0
Undervotes	254		204	32	10	8
Precincts Reporting	12 of 12					

For Fiscal Officer - Goshen Township

Vote For 1

	TOTAL	VOTE %	Election Day	Absentee Mail	Absentee In-Person	Provisional
Laura Engled	2,493	100.00%	2,181	225	55	32
Total Votes Cast	2,493	100.00%	2,181	225	55	32
Overvotes	0		0	0	0	0
Undervotes	768		632	93	32	11
Precincts Reporting	12 of 12					

For Township Trustee - Jackson Township

Vote For 1

	TOTAL	VOTE %	Election Day	Absentee Mail	Absentee In-Person	Provisional
Bill Wiederhold	331	100.00%	301	15	14	1
Total Votes Cast	331	100.00%	301	15	14	1
Overvotes	0		0	0	0	0
Undervotes	16		14	2	0	0
Precincts Reporting	3 of 3					

For Fiscal Officer - Jackson Township

Vote For 1

	TOTAL	VOTE %	Election Day	Absentee Mail	Absentee In-Person	Provisional
Darrell C. Hawkins	308	100.00%	281	15	12	0
Total Votes Cast	308	100.00%	281	15	12	0
Overvotes	0		0	0	0	0
Undervotes	39		34	2	2	1
Precincts Reporting	3 of 3					

Summary Results Report - Group Detail
 2019 General
 November 5, 2019

OFFICIAL RESULTS

Clermont County

For Township Trustee - Miami Township

Vote For 1

	TOTAL	VOTE %	Election Day	Absentee Mail	Absentee In-Person	Provisional
Ken Tracy	6,449	100.00%	5,439	748	218	44
Total Votes Cast	6,449	100.00%	5,439	748	218	44
Overvotes	0		0	0	0	0
Undervotes	1,896		1,524	291	68	13
Precincts Reporting	37 of 37					

For Fiscal Officer - Miami Township

Vote For 1

	TOTAL	VOTE %	Election Day	Absentee Mail	Absentee In-Person	Provisional
Eric C. Ferry	6,338	100.00%	5,342	741	214	41
Total Votes Cast	6,338	100.00%	5,342	741	214	41
Overvotes	0		0	0	0	0
Undervotes	2,007		1,621	298	72	16
Precincts Reporting	37 of 37					

For Township Trustee - Monroe Township

Vote For 1

	TOTAL	VOTE %	Election Day	Absentee Mail	Absentee In-Person	Provisional
Darlene Jowers	769	100.00%	683	46	34	6
Total Votes Cast	769	100.00%	683	46	34	6
Overvotes	0		0	0	0	0
Undervotes	115		91	22	2	0
Precincts Reporting	6 of 6					

For Fiscal Officer - Monroe Township

Vote For 1

	TOTAL	VOTE %	Election Day	Absentee Mail	Absentee In-Person	Provisional
Write-In Totals	523	100.00%	473	27	21	2
Write-In: Candice Forder	441	84.32%	405	22	12	2
Write-In: Undeclared	53	10.13%	44	4	5	0
Write-In: Thea Kellum	19	3.63%	17	1	1	0
Write-In: Marie Drew	10	1.91%	7	0	3	0
Not Assigned	0	0.00%	0	0	0	0
Total Votes Cast	523	100.00%	473	27	21	2
Overvotes	0		0	0	0	0
Undervotes	361		301	41	15	4
Precincts Reporting	6 of 6					

Summary Results Report - Group Detail
 2019 General
 November 5, 2019

OFFICIAL RESULTS

Clermont County

For Township Trustee - Ohio Township

Vote For 1

	TOTAL	VOTE %	Election Day	Absentee Mail	Absentee In-Person	Provisional
Frank J. Renn	501	49.12%	465	18	14	4
Keith Vogelsang	519	50.88%	478	16	21	4
Total Votes Cast	1,020	100.00%	943	34	35	8
Overvotes	1		1	0	0	0
Undervotes	25		24	1	0	0
Precincts Reporting	5 of 5					

For Fiscal Officer - Ohio Township

Vote For 1

	TOTAL	VOTE %	Election Day	Absentee Mail	Absentee In-Person	Provisional
Bill Gilpin	876	100.00%	814	25	31	6
Total Votes Cast	876	100.00%	814	25	31	6
Overvotes	0		0	0	0	0
Undervotes	170		154	10	4	2
Precincts Reporting	5 of 5					

For Township Trustee - Pierce Township

Vote For 1

	TOTAL	VOTE %	Election Day	Absentee Mail	Absentee In-Person	Provisional
Allen M. Freeman	1,912	90.96%	1,643	102	138	29
Write-In Totals	190	9.04%	142	30	16	2
Write-In: Karen Rebori	150	7.14%	107	27	14	2
Write-In: Undeclared	40	1.90%	35	3	2	0
Not Assigned	0	0.00%	0	0	0	0
Total Votes Cast	2,102	100.00%	1,785	132	154	31
Overvotes	1		1	0	0	0
Undervotes	401		341	17	36	7
Precincts Reporting	12 of 12					

For Fiscal Officer - Pierce Township

Vote For 1

	TOTAL	VOTE %	Election Day	Absentee Mail	Absentee In-Person	Provisional
Debbie Schwey	2,023	100.00%	1,713	124	154	32
Total Votes Cast	2,023	100.00%	1,713	124	154	32
Overvotes	0		0	0	0	0
Undervotes	481		414	25	36	6
Precincts Reporting	12 of 12					

Summary Results Report - Group Detail
 2019 General
 November 5, 2019

OFFICIAL RESULTS

Clermont County

For Township Trustee - Stonelick Township

Vote For 1

	TOTAL	VOTE %	Election Day	Absentee Mail	Absentee In-Person	Provisional
Dave Pennington	558	100.00%	476	47	30	5
Total Votes Cast	558	100.00%	476	47	30	5
Overvotes	0		0	0	0	0
Undervotes	90		79	5	4	2
Precincts Reporting	6 of 6					

For Fiscal Officer - Stonelick Township

Vote For 1

	TOTAL	VOTE %	Election Day	Absentee Mail	Absentee In-Person	Provisional
Tracey Sumner	557	100.00%	476	47	29	5
Total Votes Cast	557	100.00%	476	47	29	5
Overvotes	0		0	0	0	0
Undervotes	91		79	5	5	2
Precincts Reporting	6 of 6					

For Township Trustee - Tate Township

Vote For 1

	TOTAL	VOTE %	Election Day	Absentee Mail	Absentee In-Person	Provisional
Howard S. Daugherty	634	46.18%	559	37	30	8
Bob Redden	739	53.82%	661	41	30	7
Total Votes Cast	1,373	100.00%	1,220	78	60	15
Overvotes	3		3	0	0	0
Undervotes	64		60	1	2	1
Precincts Reporting	7 of 7					

For Fiscal Officer - Tate Township

Vote For 1

	TOTAL	VOTE %	Election Day	Absentee Mail	Absentee In-Person	Provisional
Kathy Brannock	1,133	100.00%	1,011	60	51	11
Total Votes Cast	1,133	100.00%	1,011	60	51	11
Overvotes	0		0	0	0	0
Undervotes	307		272	19	11	5
Precincts Reporting	7 of 7					

For Township Trustee - Union Township

Vote For 1

	TOTAL	VOTE %	Election Day	Absentee Mail	Absentee In-Person	Provisional
Matthew B. Beamer	2,376	36.22%	2,085	162	104	25
Michael Logue	4,184	63.78%	3,658	299	192	35
Total Votes Cast	6,560	100.00%	5,743	461	296	60
Overvotes	1		1	0	0	0
Undervotes	131		112	10	8	1
Precincts Reporting	38 of 38					

Summary Results Report - Group Detail
 2019 General
 November 5, 2019

OFFICIAL RESULTS

Clermont County

For Fiscal Officer - Union Township

Vote For 1

	TOTAL	VOTE %		Election Day	Absentee Mail	Absentee In-Person	Provisional
Ronald B. Campbell	5,216	100.00%	<div style="width: 100%; height: 10px; background-color: #ffc107;"></div>	4,576	352	235	53
Total Votes Cast	5,216	100.00%	<div style="width: 100%; height: 10px; background-color: #ffc107;"></div>	4,576	352	235	53
Overvotes	0			0	0	0	0
Undervotes	1,476			1,280	119	69	8
Precincts Reporting	38 of 38						

For Township Trustee - Washington Township

Vote For 1

	TOTAL	VOTE %		Election Day	Absentee Mail	Absentee In-Person	Provisional
Ron Rudd	278	100.00%	<div style="width: 100%; height: 10px; background-color: #ffc107;"></div>	216	43	17	2
Total Votes Cast	278	100.00%	<div style="width: 100%; height: 10px; background-color: #ffc107;"></div>	216	43	17	2
Overvotes	0			0	0	0	0
Undervotes	36			30	5	1	0
Precincts Reporting	3 of 3						

For Fiscal Officer - Washington Township

Vote For 1

	TOTAL	VOTE %		Election Day	Absentee Mail	Absentee In-Person	Provisional
Sheila Dufau	269	100.00%	<div style="width: 100%; height: 10px; background-color: #ffc107;"></div>	213	40	14	2
Total Votes Cast	269	100.00%	<div style="width: 100%; height: 10px; background-color: #ffc107;"></div>	213	40	14	2
Overvotes	0			0	0	0	0
Undervotes	45			33	8	4	0
Precincts Reporting	3 of 3						

For Township Trustee - Wayne Township

Vote For 1

	TOTAL	VOTE %		Election Day	Absentee Mail	Absentee In-Person	Provisional
Mike Mantel	189	21.07%	<div style="width: 21.07%; height: 10px; background-color: #ffc107;"></div>	172	9	7	1
Jason Ritter	394	43.92%	<div style="width: 43.92%; height: 10px; background-color: #ffc107;"></div>	362	14	14	4
Tony R. Schwab	314	35.01%	<div style="width: 35.01%; height: 10px; background-color: #ffc107;"></div>	281	20	8	5
Total Votes Cast	897	100.00%	<div style="width: 100%; height: 10px; background-color: #ffc107;"></div>	815	43	29	10
Overvotes	4			4	0	0	0
Undervotes	15			11	2	0	2
Precincts Reporting	4 of 4						

For Fiscal Officer - Wayne Township

Vote For 1

	TOTAL	VOTE %		Election Day	Absentee Mail	Absentee In-Person	Provisional
Sandra J. Borchers	712	100.00%	<div style="width: 100%; height: 10px; background-color: #ffc107;"></div>	648	33	22	9
Total Votes Cast	712	100.00%	<div style="width: 100%; height: 10px; background-color: #ffc107;"></div>	648	33	22	9
Overvotes	0			0	0	0	0
Undervotes	204			182	12	7	3
Precincts Reporting	4 of 4						



Summary Results Report - Group Detail
 2019 General
 November 5, 2019

OFFICIAL RESULTS

Clermont County



For Township Trustee - Williamsburg Township

Vote For 1

	TOTAL	VOTE %		Election Day	Absentee Mail	Absentee In-Person	Provisional
Guy N. Bainum	674	100.00%		610	24	37	3
Total Votes Cast	674	100.00%		610	24	37	3
Overvotes	0			0	0	0	0
Undervotes	95			87	2	5	1
Precincts Reporting	5 of 5						




For Fiscal Officer - Williamsburg Township

Vote For 1

	TOTAL	VOTE %		Election Day	Absentee Mail	Absentee In-Person	Provisional
Greg Carson	643	100.00%		580	25	36	2
Total Votes Cast	643	100.00%		580	25	36	2
Overvotes	0			0	0	0	0
Undervotes	126			117	1	6	2
Precincts Reporting	5 of 5						




For Member of Governing Board of Educational Service Center - Clermont

Vote For 2

	TOTAL	VOTE %		Election Day	Absentee Mail	Absentee In-Person	Provisional
Leo H. Bradley	10,993	49.50%		9,507	788	582	116
Donald A. Collins	11,217	50.50%		9,669	814	606	128
Total Votes Cast	22,210	100.00%		19,176	1,602	1,188	244
Overvotes	0			0	0	0	0
Undervotes	15,210			13,242	948	826	194
Precincts Reporting	110 of 110						




For Member of Governing Board of Educational Service Center - Hamilton

Vote For 2

	TOTAL	VOTE %		Election Day	Absentee Mail	Absentee In-Person	Provisional
Fred Hunt	0	0.00%		0	0	0	0
Tim Wagner	2	100.00%		2	0	0	0
Total Votes Cast	2	100.00%		2	0	0	0
Overvotes	0			0	0	0	0
Undervotes	4			4	0	0	0
Precincts Reporting	2 of 2						

For Member of Governing Board of Educational Service Center - Warren

Vote For 2

	TOTAL	VOTE %		Election Day	Absentee Mail	Absentee In-Person	Provisional
Jimmy Allen	5	41.67%		3	2	0	0
Sally J. Williams	7	58.33%		5	2	0	0
Total Votes Cast	12	100.00%		8	4	0	0
Overvotes	0			0	0	0	0
Undervotes	2			2	0	0	0
Precincts Reporting	1 of 1						

Summary Results Report - Group Detail
 2019 General
 November 5, 2019

OFFICIAL RESULTS

Clermont County




For Member of Governing Board of Educational Service Center - Brown

Vote For 2

	TOTAL	VOTE %	Election Day	Absentee Mail	Absentee In-Person	Provisional
Bryan Mount	0		0	0	0	0
No Valid Petition Filed	0		0	0	0	0
Total Votes Cast	0		0	0	0	0
Overvotes	0		0	0	0	0
Undervotes	0		0	0	0	0
Precincts Reporting	1 of 1					







For Member of Board of Education - Loveland City School District

Vote For 2

	TOTAL	VOTE %	Election Day	Absentee Mail	Absentee In-Person	Provisional
Arthur R. Jarvis	2,690	47.34% 	2,141	439	89	21
Kathryn Lorenz	2,992	52.66% 	2,374	497	98	23
Total Votes Cast	5,682	100.00% 	4,515	936	187	44
Overvotes	0		0	0	0	0
Undervotes	5,236		4,167	794	221	54
Precincts Reporting	10 of 10					





For Member of Board of Education - Batavia Local School District

Vote For 2

	TOTAL	VOTE %	Election Day	Absentee Mail	Absentee In-Person	Provisional
Michael Enriquez	763	28.93% 	617	44	90	12
Clarence Klopstein	349	13.23% 	264	31	43	11
Bradley Webb	460	17.44% 	367	46	44	3
Dennis Wells	571	21.65% 	451	47	66	7
Tim Wilson	494	18.73% 	379	48	63	4
Total Votes Cast	2,637	100.00% 	2,078	216	306	37
Overvotes	10		10	0	0	0
Undervotes	391		318	26	42	5
Precincts Reporting	11 of 11					

For Member of Board of Education - Bethel-Tate Local School District

Vote For 2

	TOTAL	VOTE %	Election Day	Absentee Mail	Absentee In-Person	Provisional
Chris Goodman	684	30.33% 	608	37	30	9
Brandy Pryor	752	33.35% 	679	37	26	10
Gary Shepherd	819	36.32% 	734	41	36	8
Total Votes Cast	2,255	100.00% 	2,021	115	92	27
Overvotes	0		0	0	0	0
Undervotes	659		579	39	36	5
Precincts Reporting	10 of 10					

Summary Results Report - Group Detail
 2019 General
 November 5, 2019

OFFICIAL RESULTS

Clermont County

For Member of Board of Education - Blanchester Local School District

Vote For 2

	TOTAL	VOTE %	Election Day	Absentee Mail	Absentee In-Person	Provisional
Todd Badow	130	27.66%	126	2	0	2
Dwayne Dearth	76	16.17%	73	1	1	1
Barbara E. Deemer	101	21.49%	99	0	2	0
John A. Panetta	163	34.68%	157	3	2	1
Total Votes Cast	470	100.00%	455	6	5	4
Overvotes	0		0	0	0	0
Undervotes	94		89	2	1	2
Precincts Reporting	1 of 1					

For Member of Board of Education - Clermont Northeastern Local School District

Vote For 3

	TOTAL	VOTE %	Election Day	Absentee Mail	Absentee In-Person	Provisional
Brandon Apgar	750	19.32%	644	65	36	5
Karen Crawford	856	22.05%	738	71	42	5
Regina Jenkins	637	16.41%	555	39	37	6
Julie Schmidt	781	20.12%	668	53	51	9
Bryan Sexton	858	22.10%	759	64	32	3
Total Votes Cast	3,882	100.00%	3,364	292	198	28
Overvotes	3		3	0	0	0
Undervotes	1,116		959	77	54	26
Precincts Reporting	15 of 15					

For Member of Board of Education - Felicity-Franklin Local School District

Vote For 2

	TOTAL	VOTE %	Election Day	Absentee Mail	Absentee In-Person	Provisional
Jennifer L. Broadwell	441	29.07%	374	43	19	5
Andy M. Ninichuck	438	28.87%	378	36	18	6
Billy Stevenson, Jr.	284	18.72%	235	31	15	3
Donald Woodall	354	23.34%	301	41	11	1
Total Votes Cast	1,517	100.00%	1,288	151	63	15
Overvotes	4		4	0	0	0
Undervotes	187		162	21	3	1
Precincts Reporting	7 of 7					

For Member of Board of Education - Forest Hills Local School District

Vote For 2

	TOTAL	VOTE %	Election Day	Absentee Mail	Absentee In-Person	Provisional
Leslie Rasmussen	1	25.00%	1	0	0	0
Patty Taylor	1	25.00%	1	0	0	0
Tommaso Turchiano	2	50.00%	2	0	0	0
Total Votes Cast	4	100.00%	4	0	0	0
Overvotes	0		0	0	0	0
Undervotes	2		2	0	0	0
Precincts Reporting	2 of 2					

For Member of Board of Education - Goshen Local District

Vote For 2

	TOTAL	VOTE %	Election Day	Absentee Mail	Absentee In-Person	Provisional
John Benthien	1,336	31.76%	1,170	123	35	8
Julie Casey	1,737	41.29%	1,528	149	40	20
Derrick Holmes	1,134	26.96%	1,008	91	23	12
Total Votes Cast	4,207	100.00%	3,706	363	98	40
Overvotes	2		2	0	0	0
Undervotes	1,773		1,552	139	58	24
Precincts Reporting	15 of 15					

(Unexpired Term) For Member of Board of Education - Goshen Local District

Vote For 1

	TOTAL	VOTE %	Election Day	Absentee Mail	Absentee In-Person	Provisional
Deborah Gray	2,339	100.00%	2,086	179	51	23
Total Votes Cast	2,339	100.00%	2,086	179	51	23
Overvotes	0		0	0	0	0
Undervotes	652		544	72	27	9
Precincts Reporting	15 of 15					

For Member of Board of Education - Little Miami Local School District

Vote For 3

	TOTAL	VOTE %	Election Day	Absentee Mail	Absentee In-Person	Provisional
Martin Hamlin	2	11.76%	1	1	0	0
Rusty Holman	3	17.65%	3	0	0	0
Diane Horvath	6	35.29%	5	1	0	0
Tony Niemesh	6	35.29%	4	2	0	0
Write-In Totals	0	0.00%	0	0	0	0
Not Assigned	0	0.00%	0	0	0	0
Total Votes Cast	17	100.00%	13	4	0	0
Overvotes	0		0	0	0	0
Undervotes	4		2	2	0	0
Precincts Reporting	1 of 1					

For Member of Board of Education - Milford Exempted Village School District

Vote For 2

	TOTAL	VOTE %	Election Day	Absentee Mail	Absentee In-Person	Provisional
Emily Chesnut	3,707	34.49%	3,201	367	111	28
Mike Durkee	1,811	16.85%	1,583	151	66	11
Dave Meranda	3,608	33.57%	3,238	248	102	20
James Rhodes	1,621	15.08%	1,403	144	62	12
Total Votes Cast	10,747	100.00%	9,425	910	341	71
Overvotes	8		8	0	0	0
Undervotes	1,747		1,469	202	51	25
Precincts Reporting	40 of 40					

For Member of Board of Education - New Richmond Exempted Village School District

Vote For 2

	TOTAL	VOTE %		Election Day	Absentee Mail	Absentee In-Person	Provisional
Tim DuFau	1,627	42.28%		1,471	75	70	11
Steve Hack	656	17.05%		576	53	23	4
Robert Wooten	1,565	40.67%		1,402	91	64	8
Total Votes Cast	3,848	100.00%		3,449	219	157	23
Overvotes	4			4	0	0	0
Undervotes	822			719	57	29	17
Precincts Reporting	16 of 16						

For Member of Board of Education - West Clermont Local School District

Vote For 2

	TOTAL	VOTE %		Election Day	Absentee Mail	Absentee In-Person	Provisional
Tammy Brinkman	5,801	41.45%		5,066	346	314	75
Michael Chumley	4,572	32.67%		4,018	294	216	44
Tina Sanborn	3,623	25.89%		3,071	280	220	52
Total Votes Cast	13,996	100.00%		12,155	920	750	171
Overvotes	16			12	0	2	2
Undervotes	4,744			4,127	254	296	67
Precincts Reporting	55 of 55						

(Unexpired Term) Member of Board of Education - West Clermont Local School District

Vote For 1

	TOTAL	VOTE %		Election Day	Absentee Mail	Absentee In-Person	Provisional
Michele Delaney	4,615	55.30%		4,062	280	212	61
Ryan Patton	3,731	44.70%		3,224	233	230	44
Total Votes Cast	8,346	100.00%		7,286	513	442	105
Overvotes	5			4	0	1	0
Undervotes	1,027			857	74	81	15
Precincts Reporting	55 of 55						

For Member of Board of Education - Williamsburg Local School District

Vote For 2

	TOTAL	VOTE %		Election Day	Absentee Mail	Absentee In-Person	Provisional
Sue Madsen	643	53.90%		576	26	39	2
Charlie Maklem	550	46.10%		492	21	37	0
Total Votes Cast	1,193	100.00%		1,068	47	76	2
Overvotes	0			0	0	0	0
Undervotes	495			452	13	24	6
Precincts Reporting	7 of 7						

Summary Results Report - Group Detail
 2019 General
 November 5, 2019

OFFICIAL RESULTS

Clermont County




For Member of Board of Education - Western Brown Local School District

Vote For 3

	TOTAL	VOTE %	Election Day	Absentee Mail	Absentee In-Person	Provisional
JoAnn Hilderbrandt	0		0	0	0	0
Scott Moore	0		0	0	0	0
RaeJean Mount	0		0	0	0	0
Brian Rhodes	0		0	0	0	0
Total Votes Cast	0		0	0	0	0
Overvotes	0		0	0	0	0
Undervotes	0		0	0	0	0
Precincts Reporting	1 of 1					




Tate Township - Tax Levy

Vote For 1

	TOTAL	VOTE %	Election Day	Absentee Mail	Absentee In-Person	Provisional
For the Tax Levy	563	50.49% 	501	32	24	6
Against the Tax Levy	552	49.51% 	503	19	27	3
Total Votes Cast	1,115	100.00% 	1,004	51	51	9
Overvotes	0		0	0	0	0
Undervotes	12		7	4	1	0
Precincts Reporting	5 of 5					




Liquor Option - Hoppy's Place - Batavia F

Vote For 1

	TOTAL	VOTE %	Election Day	Absentee Mail	Absentee In-Person	Provisional
Yes	135	65.53% 	122	7	4	2
No	71	34.47% 	58	10	3	0
Total Votes Cast	206	100.00% 	180	17	7	2
Overvotes	0		0	0	0	0
Undervotes	4		3	0	0	1
Precincts Reporting	1 of 1					

Blanchester Local School District - Income Tax

Vote For 1

	TOTAL	VOTE %	Election Day	Absentee Mail	Absentee In-Person	Provisional
For the Tax	65	23.13% 	63	2	0	0
Against the Tax	216	76.87% 	208	2	3	3
Total Votes Cast	281	100.00% 	271	4	3	3
Overvotes	0		0	0	0	0
Undervotes	1		1	0	0	0
Precincts Reporting	1 of 1					

Summary Results Report - Group Detail
 2019 General
 November 5, 2019

OFFICIAL RESULTS

Clermont County

Forest Hills Local School District - Tax Levy

Vote For 1

	TOTAL	VOTE %		Election Day	Absentee Mail	Absentee In-Person	Provisional
FOR THE TAX LEVY	1	33.33%		1	0	0	0
AGAINST THE TAX LEVY	2	66.67%		2	0	0	0
Total Votes Cast	3	100.00%		3	0	0	0
Overvotes	0			0	0	0	0
Undervotes	0			0	0	0	0
Precincts Reporting	2 of 2						

Goshen Local School District - Bond Issue

Vote For 1

	TOTAL	VOTE %		Election Day	Absentee Mail	Absentee In-Person	Provisional
For the bond issue	1,293	43.40%		1,157	85	28	23
Against the bond issue	1,686	56.60%		1,466	163	49	8
Total Votes Cast	2,979	100.00%		2,623	248	77	31
Overvotes	0			0	0	0	0
Undervotes	12			7	3	1	1
Precincts Reporting	15 of 15						

Loveland City School District - Bond Issue and Tax Levies

Vote For 1

	TOTAL	VOTE %		Election Day	Absentee Mail	Absentee In-Person	Provisional
FOR THE BOND ISSUE AND TAX LEVIES	1,259	23.13%		955	258	34	12
AGAINST THE BOND ISSUE AND TAX LEVIES	4,185	76.87%		3,376	604	168	37
Total Votes Cast	5,444	100.00%		4,331	862	202	49
Overvotes	0			0	0	0	0
Undervotes	15			10	3	2	0
Precincts Reporting	10 of 10						

Western Brown Local School District - Tax Levy

Vote For 1

	TOTAL	VOTE %		Election Day	Absentee Mail	Absentee In-Person	Provisional
For the Tax Levy	0			0	0	0	0
Against the Tax Levy	0			0	0	0	0
Total Votes Cast	0			0	0	0	0
Overvotes	0			0	0	0	0
Undervotes	0			0	0	0	0
Precincts Reporting	1 of 1						

Summary Results Report - Group Detail
 2019 General
 November 5, 2019

OFFICIAL RESULTS

Clermont County

City of Loveland - Proposed Charter Amendment

Vote For 1

	TOTAL	VOTE %		Election Day	Absentee Mail	Absentee In-Person	Provisional
YES	712	71.27%		585	99	23	5
NO	287	28.73%		253	19	11	4
Total Votes Cast	999	100.00%		838	118	34	9
Overvotes	1			1	0	0	0
Undervotes	94			84	8	2	0
Precincts Reporting	2 of 2						

Milford City - Tax Levy

Vote For 1

	TOTAL	VOTE %		Election Day	Absentee Mail	Absentee In-Person	Provisional
For the Tax Levy	928	74.78%		819	76	21	12
Against the Tax Levy	313	25.22%		286	13	11	3
Total Votes Cast	1,241	100.00%		1,105	89	32	15
Overvotes	1			1	0	0	0
Undervotes	12			12	0	0	0
Precincts Reporting	7 of 7						

Liquor Option Milford F - Acapulco

Vote For 1

	TOTAL	VOTE %		Election Day	Absentee Mail	Absentee In-Person	Provisional
Yes	91	80.53%		85	2	3	1
No	22	19.47%		21	0	1	0
Total Votes Cast	113	100.00%		106	2	4	1
Overvotes	0			0	0	0	0
Undervotes	1			1	0	0	0
Precincts Reporting	1 of 1						

Amelia Village - Surrender Powers

Vote For 1

	TOTAL	VOTE %		Election Day	Absentee Mail	Absentee In-Person	Provisional
Yes	909	67.48%		752	22	123	12
No	438	32.52%		339	45	38	16
Total Votes Cast	1,347	100.00%		1,091	67	161	28
Overvotes	0			0	0	0	0
Undervotes	5			4	1	0	0
Precincts Reporting	3 of 3						

Village of Williamsburg - Electricity Aggregation

Vote For 1

	TOTAL	VOTE %	Election Day	Absentee Mail	Absentee In-Person	Provisional
Yes	161	43.99%	142	9	10	0
No	205	56.01%	183	10	11	1
Total Votes Cast	366	100.00%	325	19	21	1
Overvotes	0		0	0	0	0
Undervotes	19		15	1	3	0
Precincts Reporting	2 of 2					

Village of Newtonsville - Surrender Corporate Powers

Vote For 1

	TOTAL	VOTE %	Election Day	Absentee Mail	Absentee In-Person	Provisional
Yes	56	53.85%	41	3	9	3
No	48	46.15%	42	2	2	2
Total Votes Cast	104	100.00%	83	5	11	5
Overvotes	0		0	0	0	0
Undervotes	2		2	0	0	0
Precincts Reporting	1 of 1					

Village of Newtonsville - Proposed Plan of Government

Vote For 1

	TOTAL	VOTE %	Election Day	Absentee Mail	Absentee In-Person	Provisional
For the adoption of the commission plan	28	31.11%	23	0	3	2
Against the adoption of the commission plan	62	68.89%	48	4	8	2
Total Votes Cast	90	100.00%	71	4	11	4
Overvotes	0		0	0	0	0
Undervotes	16		14	1	0	1
Precincts Reporting	1 of 1					

Village of Newtonsville - Adoption of Recall

Vote For 1

	TOTAL	VOTE %	Election Day	Absentee Mail	Absentee In-Person	Provisional
For the adoption of the recall	27	32.53%	21	0	6	0
Against the adoption of the recall	56	67.47%	43	4	5	4
Total Votes Cast	83	100.00%	64	4	11	4
Overvotes	0		0	0	0	0
Undervotes	23		21	1	0	1
Precincts Reporting	1 of 1					